




# CERAMICS

course syllabus • 2021-2022

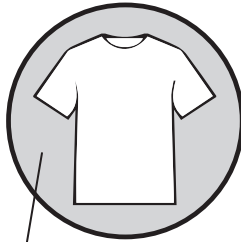
## COURSE DESCRIPTION

Ceramics introduces students to ceramic three-dimensional works of art that are both decorative and functional. Students will learn a variety of hand building techniques, including slab rolled clay, coil and subtractive sculpture. We will also cover wheel throwing: where students will experience loading and unloading and firing a kiln. Various glaze techniques will also be introduced.

## Suggested materials



SKETCHBOOK  
(no larger than 8.5x11")



T-SHIRT/ARTICLE OF CLOTHING  
(this will act as your smock)



NEWSPAPER  
(always helpful if you have any lying around your house)



PLASTIC SHOPPING BAGS  
(or dry cleaning bags—these will be used when we work with clay to keep the clay from drying out)

Depending on what projects we decide to do as a class, you may be required to bring in certain materials. If you ever have any problem obtaining these materials, please let the teacher know and they will do their best to help you out.

## CLASS EXPECTATIONS

- respect • professional attitude • be on time
- proper language • be detail oriented
- give your best effort • think outside of the box
- make smart choices

## CLASSROOM RULES

- No food or drink in the room.
- This is a NUT-FREE classroom.
- Masks must be worn at all times.
- Masks must be worn properly, (over mouth and nose. NO bandanas)
- Hands must be washed or sanitized upon entering the classroom.
- Clean up after yourself. Ceramics is a messy class, for your health and the health of others CLEAN UP!
- Pass usage: one at a time. Do not leave the room without notifying the teacher. Please do not ask to use the pass in the first or last 10 minutes of class unless it is an emergency.
- Masks are not fun to wear, if you need to take a mask break please let me know.
- Cell phones: must be used in a respectful and professional manner. If the phone becomes a distraction, I will confiscate the phone.



All work that you create in this class will be photographed and made into a digital portfolio, that can be used for art shows, websites, and collage portfolios.

## contact info

MR. Swierupski  
WARD MELVILLE HIGH SCHOOL  
jswierup@3villagecsd.org



Google Classroom:  
32ggnfx



@WMHSart

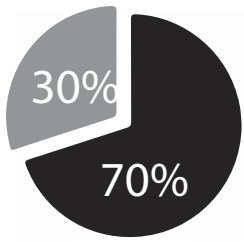


facebook.com/WMHSart

# GRADING POLICY



# A Message about Covid-19



● PROJECTS: 70%  
 ● CLASS WORK & HOMEWORK: 30%



FINAL COURSE GRADE:  
 each quarter will be worth 25% of the final course grade

These are unprecedented times, I ask that every student be patient with your teachers as we do our best to navigate this new educational system. My main concern is the health and safety of my students. This may result in the classroom looking different. Fewer students than usual and everyone being more physically spaced out in the classroom. The way that I normally instruct will be different as well.



Grades will be regularly posted on the Icampus portal so student progress may be checked throughout the school year. If you notice a mistake on the portal, please contact the teacher immediately. A 'missing' will be entered if the student is not present the day an assignment is due. The missing calculates into the average as a zero until work is submitted. Actual zeros that are entered means the student did not complete the assignment. If you are absent the day homework or classwork is due, it is your responsibility to show it to the teacher when you return.

We will also be utilizing the google classroom. The access code for the class is on the front of the syllabus. Students will be expected to upload assignments to this site on a regular basis. Class handouts, presentations, and other resources can also be found here as well.

## ABSENCES & EXTRA HELP

If you miss class for any reason it is your responsibility to speak to the teacher about what you missed. Please check the google classroom for any new assignments given. If for any reason you feel lost or behind in what we are doing, PLEASE contact the teacher as soon as possible extra help can be arranged. If you schedule a music lesson during this class period please speak with the teacher first.

# please sign here



I HAVE READ & UNDERSTAND THE SYLLABUS

STUDENT:

Print Name \_\_\_\_\_

Signature \_\_\_\_\_

PARENT/GUARDIAN:

Print Name \_\_\_\_\_

Signature \_\_\_\_\_

Parent E-mail \_\_\_\_\_

## Supplies and Tools

The start of this year we will be sharing tools. They will all be placed in the bin in the sink at the end of every class so they can be cleaned for the next class. This may change as the year progresses depending on state guidelines.