

A LOOK AT THE THREE VILLAGE CENTRAL SCHOOL DISTRICT...



The
THREE VILLAGE
i know

...Past & Present

The following brief overview of select statistical district information is based upon the data found in New York State School District Report Cards as well as in public records. Copies of the State Report Card are available on the district's website www.3villagescd.k12.ny.us and in the District Office, 200 Nicolls Road, Stony Brook. This information is to be used as an informal assessment to measure the success of the district.

Student Demographic Profile

A Decade of Growth

| | 1995-1996 | 2006-2007 |
|-------|-----------|-----------|
| K-6 | 3,561 | 4,194 |
| 7-9 | 1,511 | 1,837 |
| 10-12 | 1,551 | 1,891 |

Student Attendance

| | |
|-------|-------|
| TOTAL | 96.4% |
|-------|-------|

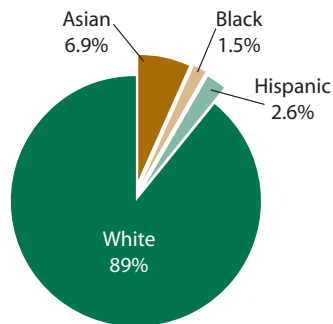
Average Class Size

| | |
|-----------------------------------|------|
| Kindergarten | 20.0 |
| Grades 1-6 | 24.0 |
| Secondary | 24.0 |
| Suffolk County Grades 1-6 Average | 20.1 |

Other

| | |
|-----------------------------------|-------|
| Regents Diploma | 95% |
| Advanced Regents Diploma | 66% |
| Dropout Rate | 0.4% |
| Eligible for Free & Reduced Lunch | 2.7% |
| Special Education | 12.3% |
| English as a Second Language | 0.9% |

Student Background

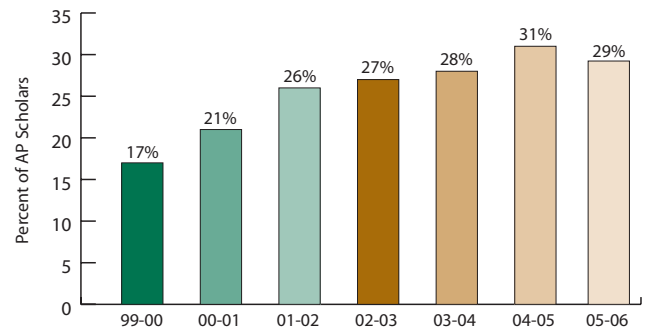


Academic Profile

New York State Regents Exams

| Subject | Passing | Distinction Rating |
|----------------|---------|--------------------|
| English | 93% | 54% |
| Math | 89% | 43% |
| Global History | 94% | 63% |
| U.S. History | 97% | 80% |
| Science | 96% | 46% |

Advanced Placement Scholars



College Enrollment Testing

| Scholastic Aptitude Test (SAT) | District Average | State Average | National Average |
|--------------------------------|------------------|---------------|------------------|
| Math | 557 | 510 | 518 |
| Verbal | 556 | 493 | 503 |
| ACT | 24 | 22.6 | 21.1 |

DISTRICT HIGHLIGHTS

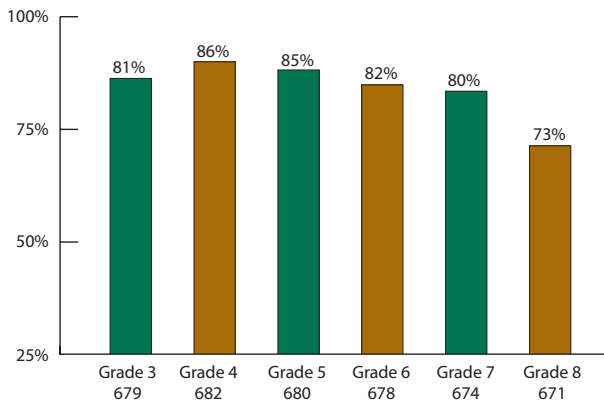
WMHS Class of 2006

- 97% attending college
- 20% attending Tier 1 schools
- 172 AP Scholars
- Earned more than \$3.5 million in scholarships
- 7 National Merit Scholarship Finalists
- Earned \$805,000 in art scholarships
- 2,200 students participate on 91 athletic teams
- 28 athletic teams named NYS Scholar-Athlete Teams
- Numerous athletes named All-League, All-Conference, and All-County student-athletes
- WMHS named a Grammy Signature School
- More than 860 participants in NYSSMA

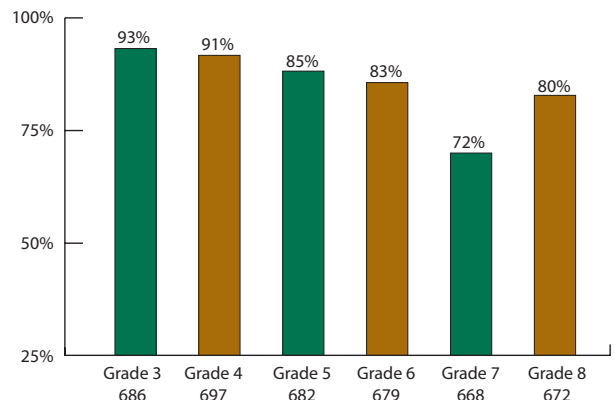
- Widely Recognized Student Music Composition Program
- A number of student-musicians selected for All-County and All-State Music Festivals
- Suffolk County Science Olympiad and Science Bowl Champions
- WMHS ranked number 1 in Suffolk County and 3rd on Long Island for number of INTEL semifinalists
- Seven Siemens-Westinghouse Science Research Semifinalists
- Districtwide Art and Music Festivals
- Districtwide Focus on Community Service
- Renowned Theater Arts program
- Girls Varsity Swim Team 15th straight year as Suffolk County Champions

- Girls Fencing Team 5th straight year as Long Island Champions and 6th straight Suffolk County Championship
- Girls Volleyball Team 4th straight year as Long Island Champions
- Largest self-sustaining LI School Age Child Care (SACC) program
- Balanced Literacy Classrooms
- Saturday and Summer Enrichment Programs serving more than 700 students
- All classrooms Internet accessible
- Gateway Libraries in all schools
- Nationally recognized Autism Program
- Inclusion Program: K-12
- Gifted and talented Programs
- Reading Recovery

2006 NYS English Language Arts Results Percentage of Students Scoring at Level 3 or above



2006 NYS Math Results Percentage of Students Scoring at Level 3 or above

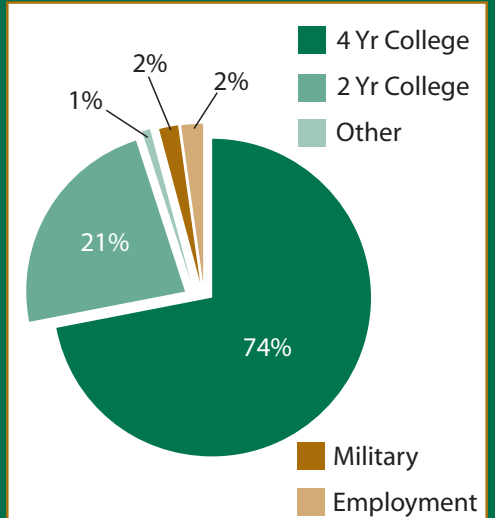


Annual Budgetary Items

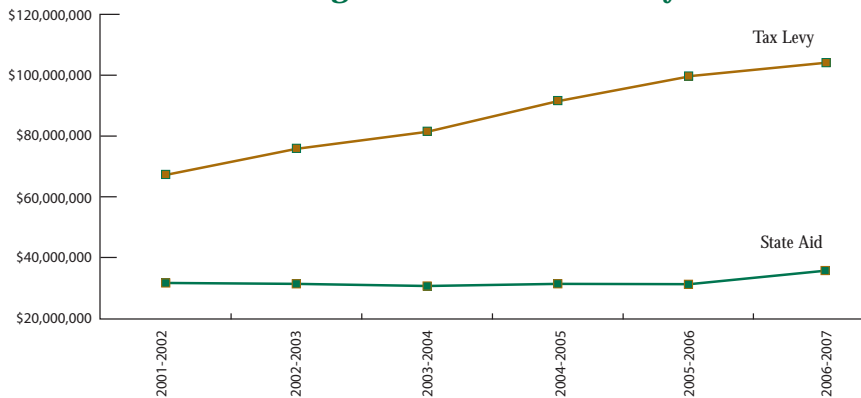
District Budget

| | 2005-2006 | 2006-2007 |
|---|----------------|---------------|
| Total Budget | \$ 136,282,467 | \$144,974,534 |
| State Aid | \$ 31,253,946 | \$32,203,331 |
| Estimated Tax Rate per \$100 of Assessed Value | | |
| <i>Brookhaven</i> | \$ 165.44 | \$178.20 |
| <i>Smithtown</i> | \$ 106.85 | \$112.09 |
| Budget To Budget Increase | | 6.4% |

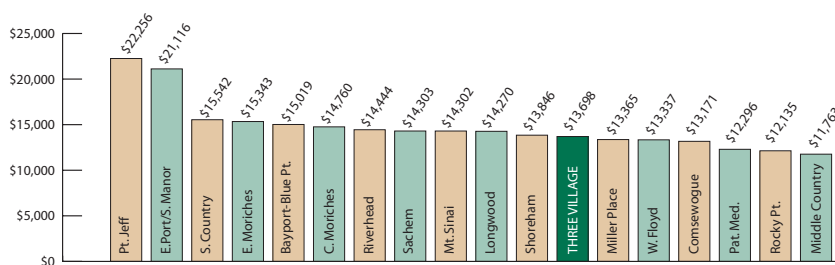
Post Graduation Plans



Three Village's State Aid vs. Tax Levy



2006 Brookhaven Per Pupil Expenditure



2006-07 Budgeted Revenue \$144,974,534

