

# A LOOK AT THE THREE VILLAGE CENTRAL SCHOOL DISTRICT...



The  
**THREE VILLAGE**  
**i know**

## ...Past & Present

The following brief overview of select statistical district information is based upon the data found in New York State School District Report Cards as well as in public records. Copies of the State Report Card are available on the district's website [www.3villagescd.k12.ny.us](http://www.3villagescd.k12.ny.us) and in the District Office, 200 Nicolls Road, Stony Brook. This information is to be used as an informal assessment to measure the success of the district.

### Student Demographic Profile

#### A Decade of Growth

	1995-1996	2005-2006
K-6	3561	4263
7-9	1511	1902
10-12	1551	1865

#### Student Attendance

TOTAL	95.8%
-------	-------

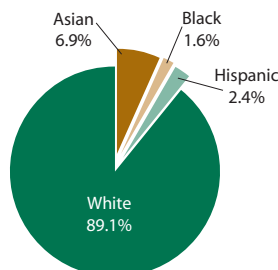
#### Average Class Size

Kindergarten	20.9
Grades 1-6	22.6
Secondary	24.0
Suffolk County Grades 1-6 Average	19.9

#### Other

Eligible for Free & Reduced Lunch	1.9%
Special Education	13.4%
English as a Second Language	0.8%

#### Student Background

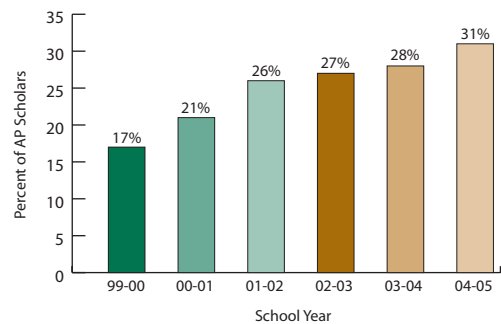


### Academic Profile

#### New York State Regents Exams

Subject	District	State
English	93%	76%
Math	92%	73%
Global History	94%	71%
U.S. History	91%	56%
Science	94%	63%

#### Advanced Placement Scholars



#### College Enrollment Testing

Scholastic Aptitude Test (SAT)	District Average	State Average	National Average
Math	575	497	508
Verbal	564	511	520
ACT	24	22.4	20.9

## DISTRICT HIGHLIGHTS

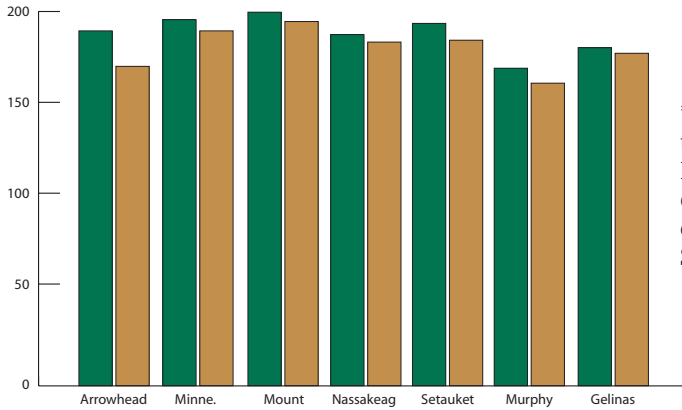
#### WMHS Class of 2005

- 97% attending college
- 20% attending Tier 1 schools
- 186 AP Scholars
- Earned more than \$1.1 million in scholarships
- 14 National Merit Scholarship Finalists
- Earned \$150,000 in art scholarships
- Tied for First place in the Nation for the highest number of Intel Semifinalists (12)
- Two Intel Finalists
- 2,500 students participate on 91 athletic teams

- WMHS named a Grammy Signature School
- More than 800 participants in NYSSMA
- Suffolk County Science Olympiad, and Science Bowl Champions
- Districtwide Art and Music Festivals
- Renowned Theater Arts program
- Girls Varsity Swim Team 14<sup>th</sup> straight year as Suffolk County Champions
- Largest self-sustaining LI School Age Child Care (SACC) program
- Literacy Collaborative Classrooms

- Saturday and Summer Enrichment Programs serving more than 700 students
- All classrooms Internet accessible
- Gateway Libraries in all schools
- Nationally recognized Autism Program
- Inclusion Program: K-12
- Gifted and talented Programs
- Reading Recovery
- History Channel *Save Our History Award* recipient
- National 2005 Annual School System *What Parents Want Award* recipient

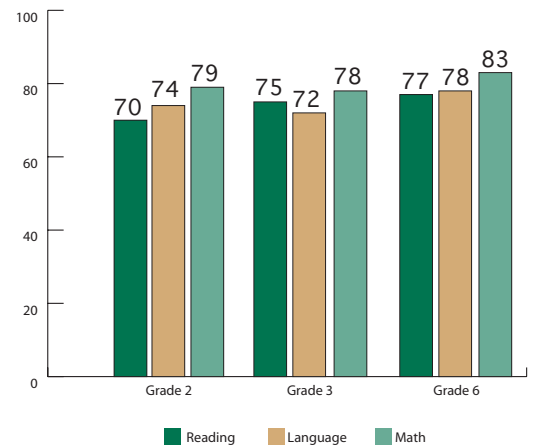
## 2005 ELA & Math Performance Index – SASS \*



\* All schools exceed the minimum Performance Index of 150, which is established by the State.

05 Math	190	196	200	188	194	170	181
05 ELA	171	190	195	184	185	162	178

## 2005 TerraNova Mean National Percentile (MNP)

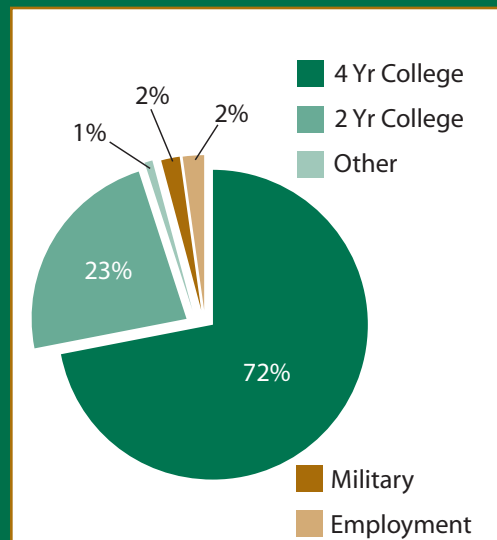


## Annual Budgetary Items

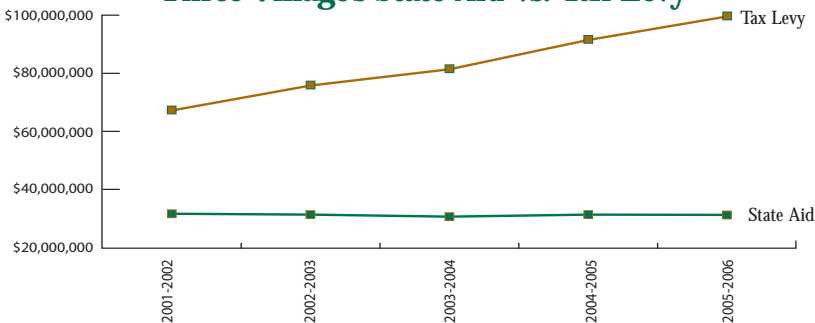
### District Budget

<b>Total Budget</b>	<b>2004-2005</b>	<b>2005-2006</b>
	\$ 126,830,443	\$ 135,582,466
<b>State Aid</b>	\$ 31,336,269	\$ 31,215,608
<b>Average Tax Rate per \$100 of Assessed Value</b>		
<i>Brookhaven</i>	\$ 152.60	\$ 164.99
<i>Smithtown</i>	\$ 106.98	\$ 115.67
<b>Budget To Budget Increase</b>		<b>6.90%</b>

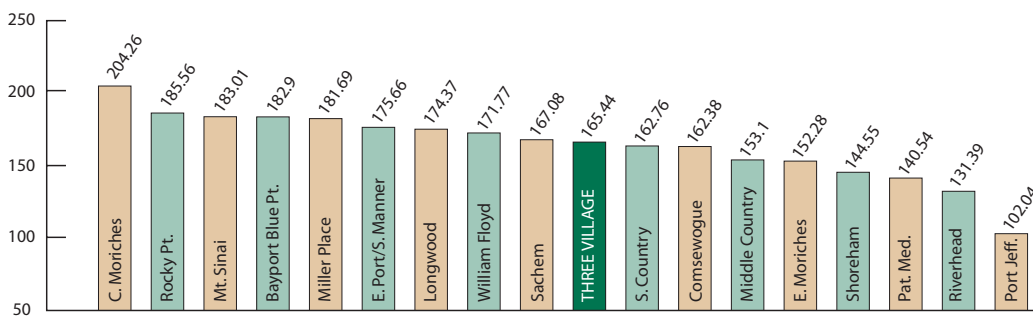
## Post Graduation Plans



### Three Village's State Aid vs. Tax Levy



### 2005 Brookhaven School Tax Rates per \$100 Assessed Value



### 2005-06 Budgeted Revenue \$139,313,384

